

Fiscal Report

As of October 31, 2024

Napa
Solano



AREA AGENCY ON AGING
assistance ► advocacy ► answers

I. Area Plan

Period of Funding:	07/01/24 – 06/30/25
---------------------------	----------------------------

Funding Amount:	\$4,089,903
------------------------	--------------------

Funding Allocated to Administration:	\$378,699
--------------------------------------	-----------

Funding Allocated to Direct Services:	\$3,530,204
---------------------------------------	-------------

Balance to be Allocated:	\$181,000
--------------------------	-----------

Total Expenditures as of 10/31/24:	\$724,751
---	------------------

% of Expenditures to Total Funding:	17.72%
-------------------------------------	--------



I. Area Plan – Provider Actual Expenditures

Provider	Contract No.	Total Budget	Claims Paid	Budget Remaining	Services
Alzheimer's Association	AP-2425-14	31,042	-	31,042	Family Caregiver: Info Services, Access Assistance, Support Services
Collabria Care	AP-2425-09	60,000	36,910	23,090	Supportive Services: Info and Assist, Outreach, Case Mgmt
Collabria Care	AP-2425-29	75,000	59,646	15,354	Family Caregiver: Adult Day, Support
Community Action of Napa Valley	AP-2425-01-A1	517,590	109,145	408,445	Congregate Meals, Home Delivered Meals, and Nutrition Education
Faith in Action	AP-2425-02	50,000	6,638	43,362	Transportation
Legal Services of Northern California	AP-2425-05	94,160	-	94,160	Legal Services
Meals on Wheels	AP-2425-06	1,015,226	229,109	786,117	Home Delivered Meals and Nutrition Education
Molly's Angels	AP-2425-08	137,000	26,711	110,289	Supportive Services: Transportation and Telephone Reassurance
Molly's Angels	AP-2425-26	182,114	33,777	148,337	Ombudsman Services
North Coast Opportunities - DBA Redwood Caregivers	AP-2425-16	144,691	26,923	117,768	Caregiver: Support Services, Respite Care
Empowered Aging	AP-2425-10	318,648	-	318,648	Ombudsman Services
Solano Pride Center	AP-2425-17	45,000	12,316	32,684	Supportive Services: Telephone Reassurance, Case Management, Peer Counseling
Independent Living Resources of Solano & CC	AP-2425-50	100,000	-	100,000	Supportive Services: Cash Aid/Material Assistance, Residential Repairs
Independent Living Resources of Solano & CC	AP-2425-51	95,000	-	95,000	Supportive Services: Info and Assist, Case Mgmt
Innovative Health Solutions	AP-2425-52	495,259	103,588	391,671	Congregate Meals
Innovative Health Solutions	AP-2425-21	41,955	21,513	20,442	Disease Prevention and Health Promotion
Innovative Health Solutions	AP-2425-30	25,000	1,525	23,475	Grandparents Family Caregiver Outreach
Food is Free Solano	AP-2425-39	40,000	5,072	34,928	Supportive Services: Meal Boxes
Stella Wu-Chu	AP-2425-11	55,000	16,000	39,000	Senior Nutrition Program Guidance, Inspection and Education
Collabria Care	AP-2425-46	7,519	574	6,945	Elder Abuse Prevention
Pending Allocation		181,000	-	181,000	IIIB-Pending Allocation
DIRECT SERVICES		\$ 3,711,204	\$ 689,447	\$ 3,021,757	
Napa / Solano Area Agency on Aging Admin		378,699	35,304	343,395	Administration
ADMINISTRATION		\$ 378,699	\$ 35,304	\$ 343,395	
GRAND TOTAL		\$ 4,089,903	\$ 724,751	\$ 3,365,152	

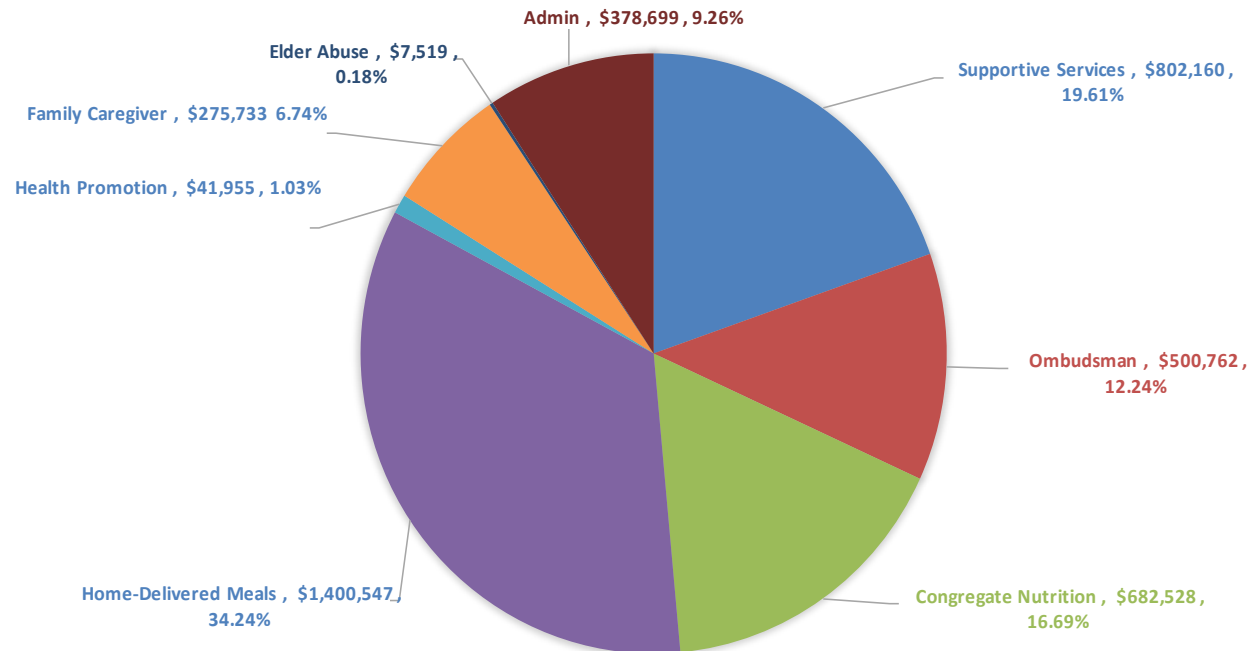


I. Area Plan - Contract Funding by Service Type

Baseline
 Adjustments/Transfers
 One Time Only (OTO)
 Total Funding - AP-2425-28
 Less: Allocated Funding
 Unallocated Funding

	Supportive Services	Ombudsman	Congregate Nutrition	Home-Delivered Meals	Health Promotion	Family Caregiver	Elder Abuse	Admin	Total
Baseline	\$ 541,894	\$ 418,415	\$ 869,977	\$ 1,561,431	\$ 41,955	\$ 275,733	\$ 7,519	\$ 378,699	\$ 4,095,623
Adjustments/Transfers	\$ 260,266	\$ -	\$ (187,449)	\$ (160,884)	\$ -	\$ -	\$ -	\$ -	\$ (88,067)
One Time Only (OTO)	\$ -	\$ 82,347	\$ -	\$ -	\$ -	\$ -	\$ -	\$ -	\$ 82,347
Total Funding - AP-2425-28	\$ 802,160	\$ 500,762	\$ 682,528	\$ 1,400,547	\$ 41,955	\$ 275,733	\$ 7,519	\$ 378,699	\$ 4,089,903
Less: Allocated Funding	(621,160)	(500,762)	(682,528)	(1,400,547)	(41,955)	(275,733)	(7,519)	(378,699)	(3,908,903)
Unallocated Funding	\$ 181,000	\$ -	\$ -	\$ -	\$ -	\$ -	\$ -	\$ -	\$ 181,000

AP-2425-28 TOTAL AP FUNDING BY SERVICE TYPE



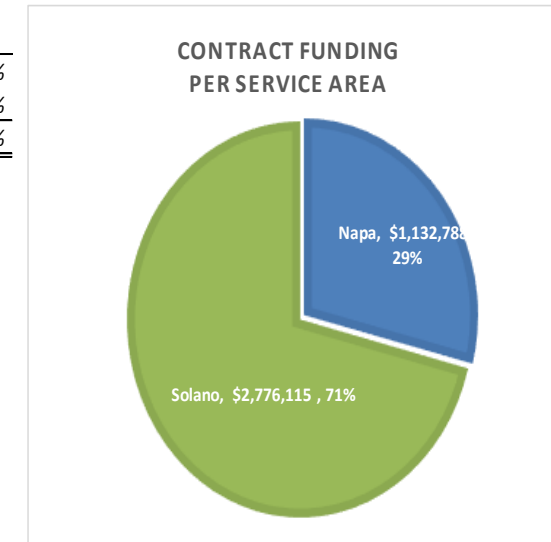
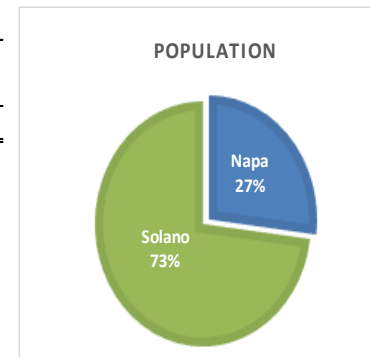
I. Area Plan - Contract Funding by Service Area

Service Area	Supportive Services	Ombudsman	Congregate Nutrition	Home-Delivered Meals	Health Promotion	Family Caregiver	Elder Abuse	Admin	Total	% to Total
Napa	\$ 197,000	\$ 182,114	\$ 172,447	\$ 345,143	\$ -	\$ 75,000	\$ 7,519	\$ -	\$ 979,223	25.05%
Solano	330,000	318,648	495,259	1,015,226	-	200,733	-	-	2,359,866	60.37%
Both	94,160	-	14,822	40,178	41,955	-	-	378,699	569,814	14.58%
Total	\$ 621,160	\$ 500,762	\$ 682,528	\$ 1,400,547	\$ 41,955	\$ 275,733	\$ 7,519	\$ 378,699	\$ 3,908,903	100.00%

Service Area	Contracts Serving Napa or Solano		Contracts Serving Both Counties **		Total	%
	Amount	%	Amount	%		
Napa	\$ 979,223	29.33%	\$ 153,565	26.95%	\$ 1,132,788	28.98%
Solano	2,359,866	70.67%	416,249	73.05%	2,776,115	71.02%
Total	\$ 3,339,089	100.00%	\$ 569,814	100.00%	\$ 3,908,903	100.00%

County	Population	%
Napa	41,780	26.95%
Solano	113,232	73.05%
Total	155,012	100.00%

**Percentage of allocation are based on prorated share of population served in each County as Provided by California Department of Aging (2024 Statistical Data)



II. SNAP-Ed & CalFresh Expansion

FFY 2025 SNAP-Ed

Period of Funding:	10/01/24 – 09/30/25
Funding Amount:	\$590,233
Funding Allocated to Administration:	\$59,023
Funding Allocated to Direct Services:	\$531,210
Balance to be Allocated:	\$0
Total Expenditures as of 10/31/24:	\$0
% of Expenditures to Total Funding:	0%



II. SNAP-Ed & CalFresh Expansion

FFY 2025 CalFresh Expansion

Period of Funding:	10/01/2024 – 09/30/25
Funding Amount:	\$52,435
Funding Allocated to Administration:	\$0
Funding Allocated to Direct Services:	\$52,435
Balance to be Allocated:	\$0
Total Expenditures as of 10/31/24:	\$52,435
% of Expenditures to Total Funding:	100%



III. Aging & Disability Resource Connection (ADRC)

Period of Funding:	07/01/23 – 06/30/25
---------------------------	----------------------------

Funding Amount:	\$186,410
------------------------	------------------

Funding Allocated to Administration:	\$10,906
--------------------------------------	----------

Funding Allocated to Direct/Contracted Services	\$175,504
---	-----------

Balance to be allocated	\$0
-------------------------	-----

Total Expenditures as of 10/31/24:	\$125,142
---	------------------

% of Expenditures to Total Funding:	67.13%
-------------------------------------	--------



III. Aging & Disability Resource Connection (ADRC)

Period of Funding:	07/01/24 – 06/30/25
---------------------------	----------------------------

Funding Amount:	\$267,763
------------------------	------------------

Funding Allocated to Administration:	\$26,775
--------------------------------------	----------

Funding Allocated to Direct/Contracted Services	\$240,988
---	-----------

Balance to be allocated	\$0
-------------------------	-----

Total Expenditures as of 10/31/24:	\$0
---	------------

% of Expenditures to Total Funding:	0%
-------------------------------------	----



IV. American Rescue Plan Act (ARPA)

Period of Funding:	04/01/21 – 09/30/25
Funding Amount:	\$2,040,390
Funding Allocated to Administration:	\$195,936
Funding Allocated to Direct Services:	\$1,735,454
Funding Allocated to Emergency Kits:	\$99,906
Balance to be Allocated:	\$9,094
Total Expenditures as of 10/31/24:	\$1,851,539
% of Expenditures to Total Funding:	90.74%



V. Modernizing Older Californians Act (OM)

Period of Funding:	01/01/23 – 03/31/26
Funding Amount:	\$920,783
Funding Allocated to Administration:	\$83,708
Funding Allocated to Direct Services:	\$837,075
Balance to be Allocated:	\$0
Total Expenditures as of 10/31/24:	\$538,893
% of Expenditures to Total Funding:	58.53%




V. Modernizing Older Californians Act (OM)

Continued...

**Multi-Year Contract	Contract Term	Total Funding
Term - 1	01/01/2023 - 03/31/2025	\$549,733
Term - 2	07/01/2023 - 03/31/2026	\$371,050
	Total	\$920,783



VI. Modernizing the Older Californian's Act Nutrition (NM)



Period of Funding:	07/01/23 – 03/31/29
Funding Amount:	\$2,198,830
Funding Allocated to Administration:	\$0
Funding Allocated to Direct Services:	\$271,420
Balance to be Allocated:	\$1,927,410
Total Expenditures as of 10/31/24:	\$133,463
% of Expenditures to Total Funding:	49.17%



VI. Modernizing the Older Californian's Act Nutrition (NM)

Continued...

**Multi-Year Contract	Contract Term	Total Funding
Term – II	07/01/2023 – 03/31/2026	\$271,420
Term – III	07/01/2024 – 03/31/2027	\$642,470
Term – IV	07/01/2025 – 03/31/2028	\$642,470
Term – V	07/01/2026 – 03/31/2029	\$642,470
	Total	\$2,198,830



VII. Total CDA Funding for Providers

Providers	AP	SnapEd/ Calfresh FFY2025	ADRC	ARP	OM	NM	Total
1 Alzheimer's Association	\$ 31,042	-	-	-	-	-	\$ 31,042
2 Brown Miller Communications	\$ -	-	20,000	100,000	-	-	120,000
3 City of Benicia	\$ -	-	-	45,000	387,075	-	432,075
4 Collabria Care	\$ 142,519	-	-	68,224	-	-	210,743
5 Community Action of Napa Valley	\$ 517,590	-	-	252,000	-	73,148	842,738
6 Empowered Aging	\$ 318,648	-	-	11,646	-	-	330,294
7 Faith in Action	\$ 50,000	-	-	28,000	-	-	78,000
8 Food is Free Solano	\$ 40,000	-	-	-	-	-	40,000
Food Bank CC Solano		52,435					52,435
9 Independent Living Resources of Solano & CC	\$ 195,000	-	451,239	122,242	-	-	768,481
10 Innovative Health Solutions	\$ 562,214	531,210	-	273,694	-	-	1,367,118
11 Legal Services of Northern California	\$ 94,160	-	-	-	-	-	94,160
12 Meals on Wheels	\$ 1,015,226	-	-	565,122	300,000	198,272	2,078,620
13 Molly's Angels	\$ 319,114	-	-	27,702	-	-	346,816
14 North Coast Opportunities - DBA Redwood Caregivers	\$ 144,691	-	-	138,764	-	-	283,455
15 Share the Care Napa Valley	\$ -	-	-	65,560	150,000	-	215,560
16 Solano Pride Center	\$ 45,000	-	-	37,500	-	-	82,500
17 Stella Wu-Chu	\$ 55,000	-	-	-	-	-	55,000
17 Diane Kaljian	\$ -	-	38,000	-	-	-	38,000
18 OneEach Technologies, LLC	\$ -	-	13,995	-	-	-	13,995
19 RTZ			8,950	-			8,950
20 ADRC-Other Cost	\$ -	-	72,744	-	-	-	72,744
21 ARPA-Other Cost	\$ -	-	-	99,906			99,906
Total Direct Services	\$ 3,530,204	\$ 583,645	\$ 604,928	\$ 1,835,360	\$ 837,075	\$ 271,420	\$ 7,662,632
Admin	378,699	59,023	58,926	195,936	83,708	-	\$ 776,292
Total Funding	\$ 3,908,903	\$ 642,668	\$ 663,854	\$ 2,031,296	\$ 920,783	\$ 271,420	\$ 8,438,924



VIII. Area Plan Funding for Providers

Provider	Service Area	Total Budget	Services
Alzheimer's Association	Solano	31,042	Family Caregiver: Info Services, Access Assistance, Support Services
Collabria Care	Napa	60,000	Supportive Services: Info and Assist, Outreach, Case Mgmt
Collabria Care	Napa	75,000	Family Caregiver: Adult Day, Support
Community Action of Napa Valley	Napa	517,590	Congregate Meals, Home Delivered Meals, and Nutrition Education
Faith in Action	Solano	50,000	Transportation
Legal Services of Northern California	Both	94,160	Legal Services
Meals on Wheels	Solano	1,015,226	Home Delivered Meals and Nutrition Education
Molly's Angels	Both	137,000	Supportive Services: Transportation and Telephone Reassurance
Molly's Angels	Napa	182,114	Ombudsman Services
North Coast Opportunities - DBA Redwood Caregivers	Solano	144,691	Caregiver: Support Services, Respite Care
Empowered Aging	Solano	318,648	Ombudsman Services
Solano Pride Center	Solano	45,000	Supportive Services: Telephone Reassurance, Case Management, Peer Counseling
Independent Living Resources of Solano & CC	Solano	100,000	Supportive Services: Cash Aid/Material Assistance, Residential Repairs
Independent Living Resources of Solano & CC	Solano	95,000	Supportive Services: Info and Assist, Case Mgmt
Innovative Health Solutions	Solano	495,259	Congregate Meals
Innovative Health Solutions	Both	41,955	Disease Prevention and Health Promotion
Innovative Health Solutions	Solano	25,000	Grandparents Family Caregiver Outreach
Food is Free Solano	Solano	40,000	Supportive Services: Meal Boxes
Stella Wu-Chu	Both	55,000	Senior Nutrition Program Guidance, Inspection and Education
Collabria Care	Napa	7,519	Elder Abuse Prevention
DIRECT SERVICES		\$ 3,530,204	
Napa / Solano Area Agency on Aging Admin	Both	378,699	Administration
ADMINISTRATION		\$ 378,699	
GRAND TOTAL		\$ 3,908,903	
PERCENTAGE		99.66%	



Thank You



www.aaans.org

Napa
Solano



AREA AGENCY ON AGING
assistance ► advocacy ► answers