

# Fiscal Report

As of February 28, 2025

Napa  
Solano



**AREA AGENCY ON AGING**  
*assistance ► advocacy ► answers*

# I. Area Plan

<b>Period of Funding:</b>	<b>07/01/24 – 06/30/25</b>
---------------------------	----------------------------

<b>Funding Amount:</b>	<b>\$4,431,322</b>
------------------------	--------------------

Funding Allocated to Administration:	\$378,699
--------------------------------------	-----------

Funding Allocated to Direct Services:	\$4,051,712
---------------------------------------	-------------

Balance to be Allocated:	\$911
--------------------------	-------

<b>Total Expenditures as of 02/28/2025:</b>	<b>\$2,266,113</b>
---	--------------------

% of Expenditures to Total Funding:	51.15%
-------------------------------------	--------



# I. Area Plan – Provider Actual Expenditures

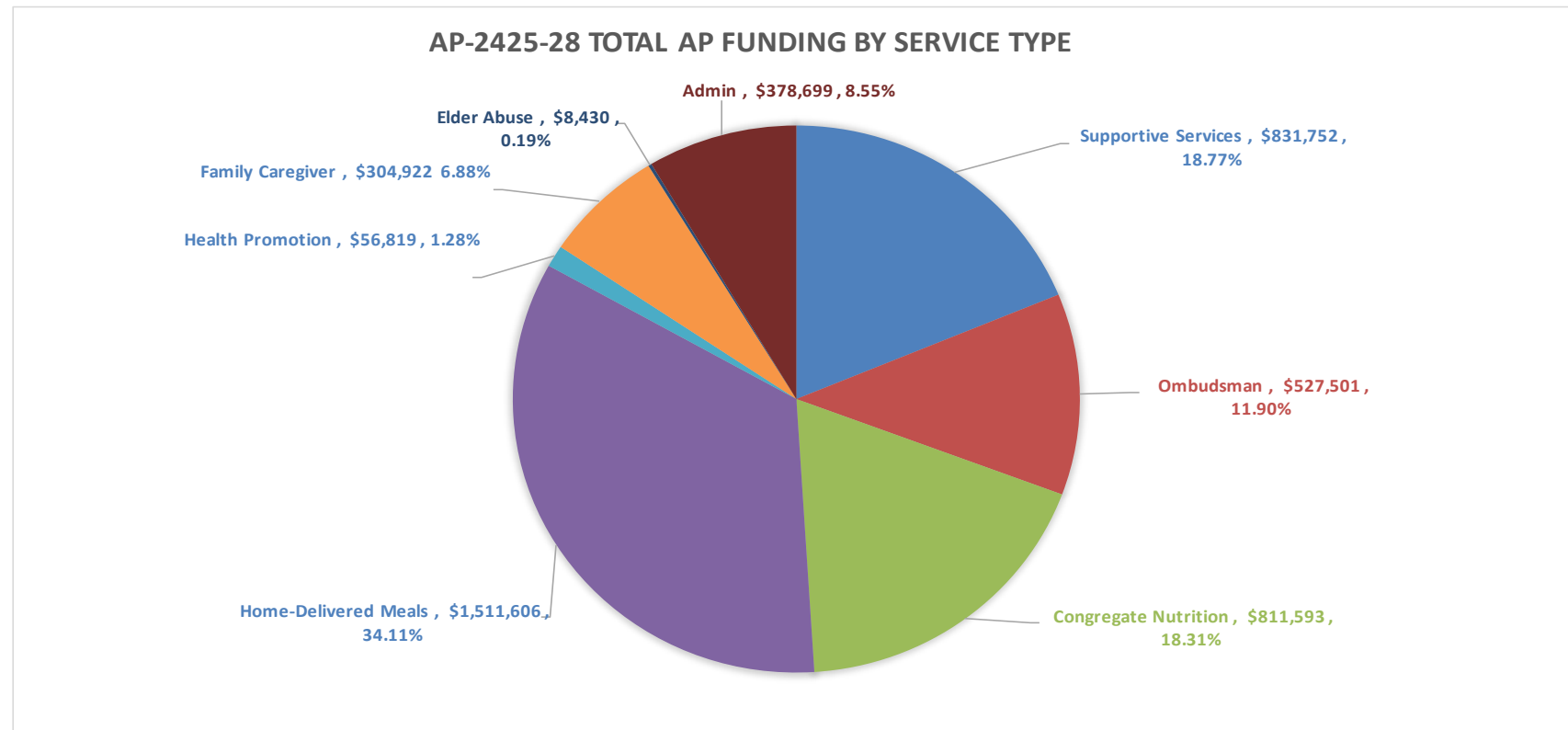
Provider	Contract No.	Total Budget	Claims Paid	Budget Remaining	Services
Alzheimer's Association	AP-2425-14	31,042	12,404	18,638	Family Caregiver: Info Services, Access Assistance, Support Services
Collabria Care	AP-2425-09-A1	67,975	60,000	7,975	Supportive Services: Info and Assist, Outreach, Case Mgmt
Collabria Care	AP-2425-29-A1	82,866	62,994	19,872	Family Caregiver: Adult Day, Support
Community Action of Napa Valley	AP-2425-01-A2	582,303	291,917	290,386	Congregate Meals, Home Delivered Meals, and Nutrition Education
Faith in Action	AP-2425-02-A1	74,000	27,661	46,339	Transportation
Legal Services of Northern California	AP-2425-05-A1	115,777	36,840	78,937	Legal Services
Meals on Wheels	AP-2425-06-A2	1,096,355	737,554	358,801	Home Delivered Meals and Nutrition Education
Molly's Angels	AP-2425-08-A1	151,220	74,190	77,030	Supportive Services: Transportation and Telephone Reassurance
Molly's Angels	AP-2425-26-A2	195,028	97,089	97,939	Ombudsman Services
North Coast Opportunities - DBA Redwood Caregivers	AP-2425-16 - A1	166,014	80,446	85,568	Caregiver: Support Services, Respite Care
Empowered Aging	AP-2425-10-A2	332,473	162,360	170,113	Ombudsman Services
Solano Pride Center	AP-2425-17-A1	65,000	30,742	34,258	Supportive Services: Telephone Reassurance, Case Management, Peer Counseling
Independent Living Resources of Solano & CC	AP-2425-50	100,000	-	100,000	Supportive Services: Cash Aid/Material Assistance, Residential Repairs
Independent Living Resources of Solano & CC	AP-2425-51	95,000	-	95,000	Supportive Services: Info and Assist, Case Mgmt
Innovative Health Solutions	AP-2425-52-A2	589,541	289,414	300,127	Congregate Meals
Innovative Health Solutions	AP-2425-21	56,819	40,840	15,979	Disease Prevention and Health Promotion
Innovative Health Solutions	AP-2425-30	25,000	17,277	7,723	Grandparents Family Caregiver Outreach
Share the Care Home Mods Napa	AP-2425-54	48,780	42,537	6,243	Supportive Services: Home Modifications
MOW Home Mods Solano	AP-2425-55	74,000	-	74,000	Supportive Services: Home Modifications
Food is Free Solano	AP-2425-39	40,000	30,203	9,797	Supportive Services: Meal Boxes
Stella Wu-Chu	AP-2425-11 A1	55,000	30,550	24,450	Senior Nutrition Program Guidance, Inspection and Education
Collabria Care	AP-2425-46	7,519	1,074	6,445	Elder Abuse Prevention
<b>DIRECT SERVICES</b>		<b>\$ 4,051,712</b>	<b>\$ 2,126,092</b>	<b>\$ 1,925,620</b>	
Napa / Solano Area Agency on Aging Admin		378,699	140,021	238,678	Administration
<b>ADMINISTRATION</b>		<b>\$ 378,699</b>	<b>\$ 140,021</b>	<b>\$ 238,678</b>	
<b>GRAND TOTAL</b>		<b>\$ 4,430,411</b>	<b>\$ 2,266,113</b>	<b>\$ 2,164,298</b>	



# I. Area Plan - Contract Funding by Service Type

Baseline  
 Adjustments/Transfers  
 One Time Only (OTO)  
 Total Funding - AP-2425-28  
 Less: Allocated Funding  
 Unallocated Funding

	Supportive Services	Ombudsman	Congregate Nutrition	Home-Delivered Meals	Health Promotion	Family Caregiver	Elder Abuse	Admin	Total
Baseline	\$ 541,894	\$ 418,415	\$ 869,977	\$ 1,561,431	\$ 41,955	\$ 275,733	\$ 7,519	\$ 378,699	\$ 4,095,623
Adjustments/Transfers	\$ 260,266	\$ -	\$ (187,449)	\$ (160,884)	\$ -	\$ -	\$ -	\$ -	\$ (88,067)
One Time Only (OTO)	\$ 29,592	\$ 109,086	\$ 129,065	\$ 111,059	\$ 14,864	\$ 29,189	\$ 911	\$ -	\$ 423,766
Total Funding - AP-2425-28	\$ 831,752	\$ 527,501	\$ 811,593	\$ 1,511,606	\$ 56,819	\$ 304,922	\$ 8,430	\$ 378,699	\$ 4,431,322
Less: Allocated Funding	(831,752)	(527,501)	(811,593)	(1,511,606)	(56,819)	(304,922)	(7,519)	(378,699)	(4,430,411)
Unallocated Funding	\$ -	\$ -	\$ -	\$ -	\$ -	\$ -	\$ 911	\$ -	\$ 911



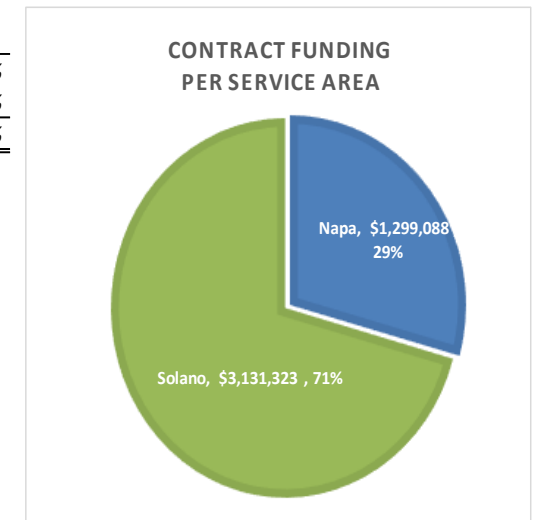
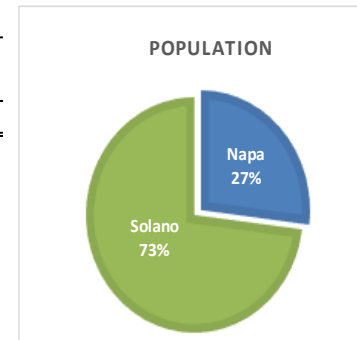
# I. Area Plan - Contract Funding by Service Area

Service Area	Supportive Services	Ombudsman	Congregate Nutrition	Home-Delivered Meals	Health Promotion	Family Caregiver	Elder Abuse	Admin	Total	% to Total
Napa	\$ 267,975	\$ 195,028	\$ 207,230	\$ 375,073	\$ -	\$ 82,866	\$ 7,519	\$ -	\$ 1,135,691	25.63%
Solano	448,000	332,473	589,541	1,096,355	-	222,056	-	-	\$ 2,688,425	60.68%
Both	115,777	-	14,822	40,178	56,819	-	-	378,699	\$ 606,295	13.68%
<b>Total</b>	<b>\$ 831,752</b>	<b>\$ 527,501</b>	<b>\$ 811,593</b>	<b>\$ 1,511,606</b>	<b>\$ 56,819</b>	<b>\$ 304,922</b>	<b>\$ 7,519</b>	<b>\$ 378,699</b>	<b>\$ 4,430,411</b>	<b>100.00%</b>

Service Area	Contracts Serving Napa or Solano		Contracts Serving Both Counties **		Total	%
	Amount	%	Amount	%		
Napa	\$ 1,135,691	29.70%	\$ 163,397	26.95%	\$ 1,299,088	29.32%
Solano	2,688,425	70.30%	442,898	73.05%	\$ 3,131,323	70.68%
<b>Total</b>	<b>\$ 3,824,116</b>	<b>100.00%</b>	<b>\$ 606,295</b>	<b>100.00%</b>	<b>\$ 4,430,411</b>	<b>100.00%</b>

County	Population	%
Napa	41,780	26.95%
Solano	113,232	73.05%
<b>Total</b>	<b>155,012</b>	<b>100.00%</b>

\*\*Percentage of allocation are based on prorated share of population served in each County as Provided by California Department of Aging (2024 Statistical Data)



# II. SNAP-Ed & CalFresh Expansion

## FFY 2025 SNAP-Ed

<b>Period of Funding:</b>	<b>10/01/24 – 09/30/25</b>
<b>Funding Amount:</b>	<b>\$673,319</b>
Funding Allocated to Administration:	\$67,332
Funding Allocated to Direct Services:	\$605,987
Balance to be Allocated:	\$0
<b>Total Expenditures as of 02/28/25:</b>	<b>\$226,331</b>
% of Expenditures to Total Funding:	33.61%



# II. SNAP-Ed & CalFresh Expansion

## FFY 2025 CalFresh Expansion

<b>Period of Funding:</b>	<b>10/01/2024 – 09/30/25</b>
<b>Funding Amount:</b>	<b>\$52,435</b>
Funding Allocated to Administration:	\$0
Funding Allocated to Direct Services:	\$52,435
Balance to be Allocated:	\$0
<b>Total Expenditures as of 02/28/25:</b>	<b>\$26,789</b>
% of Expenditures to Total Funding:	51.09%



# III. Aging & Disability Resource Connection (ADRC)

<b>Period of Funding:</b>	<b>07/01/23 – 06/30/25</b>
---------------------------	----------------------------

<b>Funding Amount:</b>	<b>\$186,410</b>
------------------------	------------------

Funding Allocated to Administration:	\$10,906
--------------------------------------	----------

Funding Allocated to Direct/Contracted Services	\$175,504
---	-----------

Balance to be allocated	\$0
-------------------------	-----

<b>Total Expenditures as of 02/28/25:</b>	<b>\$120,288</b>
---	------------------

% of Expenditures to Total Funding:	64.53%
-------------------------------------	--------





# III. Aging & Disability Resource Connection (ADRC)

<b>Period of Funding:</b>	<b>07/01/24 – 06/30/26</b>
---------------------------	----------------------------

<b>Funding Amount:</b>	<b>\$267,763</b>
------------------------	------------------

Funding Allocated to Administration:	\$26,775
--------------------------------------	----------

Funding Allocated to Direct/Contracted Services	\$240,988
---	-----------

Balance to be allocated	\$0
-------------------------	-----

<b>Total Expenditures as of 02/28/26:</b>	<b>\$19,200</b>
---	-----------------

% of Expenditures to Total Funding:	7.17%
-------------------------------------	-------



# IV. American Rescue Plan Act (ARPA)

<b>Period of Funding:</b>	<b>04/01/21 – 09/30/25</b>
<b>Funding Amount:</b>	<b>\$2,040,390</b>
Funding Allocated to Administration:	\$195,936
Funding Allocated to Direct Services:	\$1,744,548
Funding Allocated to Emergency Kits:	\$99,906
Balance to be Allocated:	\$0
<b>Total Expenditures as of 02/28/25:</b>	<b>\$1,928,531</b>
% of Expenditures to Total Funding:	94.52%



# V. Modernizing Older Californians Act (OM)

<b>Period of Funding:</b>	<b>01/01/23 – 03/31/26</b>
<b>Funding Amount:</b>	<b>\$920,783</b>
Funding Allocated to Administration:	\$83,708
Funding Allocated to Direct Services:	\$681,095
Balance to be Allocated:	\$155,980*
<b>Total Expenditures as of 02/28/25:</b>	<b>\$613,867</b>
% of Expenditures to Total Funding:	66.67%

\* \$155,980 remaining funds of City of Benicia after contract has been terminated. Funds will be allocated FY25/26.




# V. Modernizing Older Californians Act (OM)

Continued...

<b>**Multi-Year Contract</b>	<b>Contract Term</b>	<b>Total Funding</b>
Term - 1	01/01/2023 - 03/31/2025	\$549,733
Term - 2	07/01/2023 - 03/31/2026	\$371,050
	<b>Total</b>	<b>\$920,783</b>



# VI. Modernizing the Older Californian's Act Nutrition (NM)



<b>Period of Funding:</b>	<b>07/01/23 – 03/31/29</b>
<b>Funding Amount:</b>	<b>\$2,198,830</b>
Funding Allocated to Administration:	\$0
Funding Allocated to Direct Services:	\$271,420
Balance to be Allocated:	\$1,927,410
<b>Total Expenditures as of 02/28/25:</b>	<b>\$207,821</b>
% of Expenditures to Total Funding:	76.57%



# VI. Modernizing the Older Californian's Act Nutrition (NM)

Continued...

<b>**Multi-Year Contract</b>	<b>Contract Term</b>	<b>Total Funding</b>
Term – II	07/01/2023 – 03/31/2026	\$271,420
Term – III	07/01/2024 – 03/31/2027	\$642,470
Term – IV	07/01/2025 – 03/31/2028	\$642,470
Term – V	07/01/2026 – 03/31/2029	\$642,470
	<b>Total</b>	<b>\$2,198,830</b>



# VII. Medicare Improvements for Patients & Providers Act (MIPPA)

<b>Period of Funding:</b>	<b>10/01/24 – 08/31/25</b>
<b>Funding Amount:</b>	<b>\$37,601</b>
Funding Allocated to Administration:	\$0
Funding Allocated to Direct Services	\$37,601
Balance to be allocated	\$0
<b>Total Expenditures as of 02/28/25:</b>	<b>\$0</b>
% of Expenditures to Total Funding:	0%



# VII. Total CDA Funding for Providers

Providers	AP	SnapEd/ Calfresh FFY2025	ADRC	ARP	OM	NM	MIPPA	Total
1 Alzheimer's Association	\$ 31,042	-	-	-	-	-		\$ 31,042
2 Brown Miller Communications	\$ -	-	20,000	100,000	-	-		120,000
3 City of Benicia	\$ -	-	-	44,340	366,606	-		410,946
4 Collabria Care	\$ 158,360	-	-	67,301	-	-		225,661
5 Community Action of Napa Valley	\$ 582,303	-	-	252,000	-	73,148		907,451
6 Empowered Aging	\$ 332,473	-	-	11,646	-	-		344,119
7 Faith in Action	\$ 74,000	-	-	28,000	-	-		102,000
8 Food is Free Solano	\$ 40,000	-	-	-	-	-		40,000
Food Bank CC Solano	\$ -	52,435	-	-	-	-		52,435
9 Independent Living Resources of Solano & CC	\$ 195,000	-	451,239	138,695	-	-	37,601	822,535
10 Innovative Health Solutions	\$ 671,360	605,987	-	273,694	-	-		1,551,041
11 Legal Services of Northern California	\$ 115,777	-	-	-	-	-		115,777
12 Meals on Wheels	\$ 1,096,355	-	-	565,122	320,469	198,272		2,180,218
MOW Home Mods Solano	\$ 74,000	-	-	-	-	-		74,000
13 Molly's Angels	\$ 346,248	-	-	31,254	-	-		377,502
14 North Coast Opportunities - DBA Redwood Caregivers	\$ 166,014	-	-	138,764	-	-		304,778
15 Share the Care Napa Valley	\$ -	-	-	65,560	150,000	-		215,560
Share the Care Home Mods Napa	\$ 48,780	-	-	-	-	-		48,780
16 Solano Pride Center	\$ 65,000	-	-	28,172	-	-		93,172
17 Stella Wu-Chu	\$ 55,000	-	-	-	-	-		55,000
17 Diane Kaljian	\$ -	-	38,000	-	-	-		38,000
18 OneEach Technologies, LLC	\$ -	-	13,995	-	-	-		13,995
19 RTZ	\$ -	-	8,950	-	-	-		8,950
20 ADRC-Other Cost	\$ -	-	72,744	-	-	-		72,744
21 ARPA-Other Cost	\$ -	-	-	99,906	-	-		99,906
<b>Total Direct Services</b>	<b>\$ 4,051,712</b>	<b>\$ 658,422</b>	<b>\$ 604,928</b>	<b>\$ 1,844,454</b>	<b>\$ 837,075</b>	<b>\$ 271,420</b>	<b>\$ 37,601</b>	<b>\$ 8,305,612</b>
<b>Admin</b>	<b>378,699</b>	<b>67,332</b>	<b>58,926</b>	<b>195,936</b>	<b>83,708</b>	<b>-</b>	<b>-</b>	<b>\$ 784,601</b>
<b>Total Funding</b>	<b>\$ 4,430,411</b>	<b>\$ 725,754</b>	<b>\$ 663,854</b>	<b>\$ 2,040,390</b>	<b>\$ 920,783</b>	<b>\$ 271,420</b>	<b>\$ 37,601</b>	<b>\$ 9,090,213</b>





# VIII. Area Plan Funding for Providers

Provider	Service Area	Total Budget	Services
Alzheimer's Association	Solano	31,042	Family Caregiver: Info Services, Access Assistance, Support Services
Collabria Care	Napa	67,975	Supportive Services: Info and Assist, Outreach, Case Mgmt
Collabria Care	Napa	82,866	Family Caregiver: Adult Day, Support
Community Action of Napa Valley	Napa	582,303	Congregate Meals, Home Delivered Meals, and Nutrition Education
Faith in Action	Solano	74,000	Transportation
Legal Services of Northern California	Both	115,777	Legal Services
Meals on Wheels	Solano	1,096,355	Home Delivered Meals and Nutrition Education
Molly's Angels	Both	151,220	Supportive Services: Transportation and Telephone Reassurance
Molly's Angels	Napa	195,028	Ombudsman Services
North Coast Opportunities - DBA Redwood Caregivers	Solano	166,014	Caregiver: Support Services, Respite Care
Empowered Aging	Solano	332,473	Ombudsman Services
Solano Pride Center	Solano	65,000	Supportive Services: Telephone Reassurance, Case Management, Peer Counseling
Independent Living Resources of Solano & CC	Solano	100,000	Supportive Services: Cash Aid/Material Assistance, Residential Repairs
Independent Living Resources of Solano & CC	Solano	95,000	Supportive Services: Info and Assist, Case Mgmt
Innovative Health Solutions	Solano	589,541	Congregate Meals
Innovative Health Solutions	Both	56,819	Disease Prevention and Health Promotion
Innovative Health Solutions	Solano	25,000	Grandparents Family Caregiver Outreach
Share the Care Home Mods Napa	Napa	48,780	Supportive Services: Home Modifications
MOW Home Mods Solano	Solano	74,000	Supportive Services: Home Modifications
Food is Free Solano	Solano	40,000	Supportive Services: Meal Boxes
Stella Wu-Chu	Both	55,000	Senior Nutrition Program Guidance, Inspection and Education
Collabria Care	Napa	7,519	Elder Abuse Prevention
<b>DIRECT SERVICES</b>		<b>\$ 4,051,712</b>	
Napa / Solano Area Agency on Aging Admin	Both	378,699	Administration
<b>ADMINISTRATION</b>		<b>\$ 378,699</b>	
<b>GRAND TOTAL</b>		<b>\$ 4,430,411</b>	
<b>PERCENTAGE</b>		<b>100.00%</b>	



# Thank You



[www.aaans.org](http://www.aaans.org)

Napa  
Solano



**AREA AGENCY ON AGING**  
*assistance ► advocacy ► answers*