

Fiscal Report

As of August 31, 2024

Napa
Solano



AREA AGENCY ON AGING
assistance ► advocacy ► answers

I. Area Plan

Period of Funding:	07/01/24 – 06/30/25
---------------------------	----------------------------

Funding Amount:	\$4,095,623
------------------------	--------------------

Funding Allocated to Administration:	\$378,699
--------------------------------------	-----------

Funding Allocated to Direct Services:	\$3,716,924
---------------------------------------	-------------

Balance to be Allocated:	\$200,000
--------------------------	-----------

Total Expenditures as of 08/31/24:	\$41,163
---	-----------------

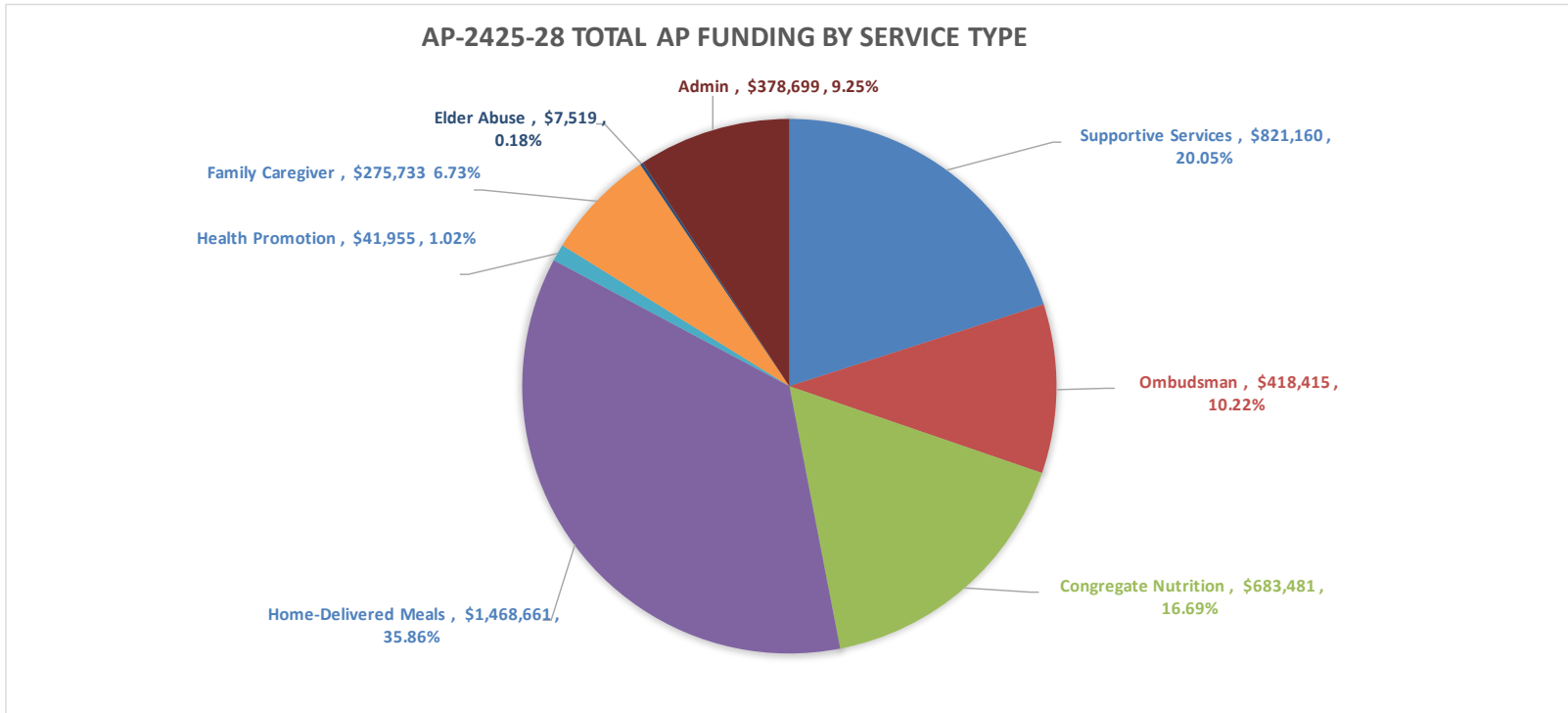
% of Expenditures to Total Funding:	1.00%
-------------------------------------	-------



I. Area Plan - Contract Funding by Service Type

Baseline
 Adjustments/Transfers
 One Time Only (OTO)
 Total Funding - AP-2425-28
 Less: Allocated Funding
 Unallocated Funding

	Supportive Services	Ombudsman	Congregate Nutrition	Home-Delivered Meals	Health Promotion	Family Caregiver	Elder Abuse	Admin	Total
Baseline	\$ 541,894	\$ 418,415	\$ 869,977	\$ 1,561,431	\$ 41,955	\$ 275,733	\$ 7,519	\$ 378,699	\$ 4,095,623
Adjustments/Transfers	\$ 279,266	\$ -	\$ (186,496)	\$ (92,770)	\$ -	\$ -	\$ -	\$ -	\$ -
One Time Only (OTO)	\$ -	\$ -	\$ -	\$ -	\$ -	\$ -	\$ -	\$ -	\$ -
Total Funding - AP-2425-28	\$ 821,160	\$ 418,415	\$ 683,481	\$ 1,468,661	\$ 41,955	\$ 275,733	\$ 7,519	\$ 378,699	\$ 4,095,623
Less: Allocated Funding	(621,160)	(418,415)	(683,481)	(1,468,661)	(41,955)	(275,733)	(7,519)	(378,699)	(3,895,623)
Unallocated Funding	\$ 200,000	\$ -	\$ -	\$ -	\$ -	\$ -	\$ -	\$ -	\$ 200,000



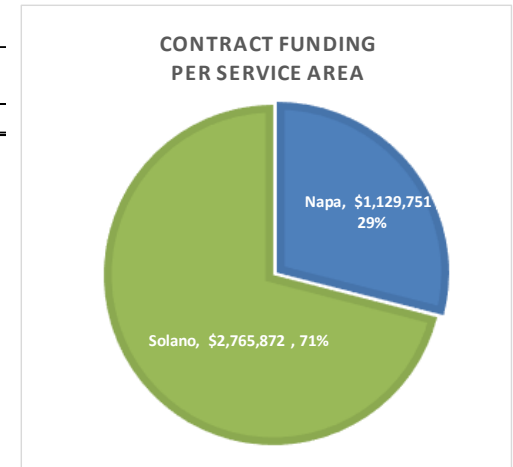
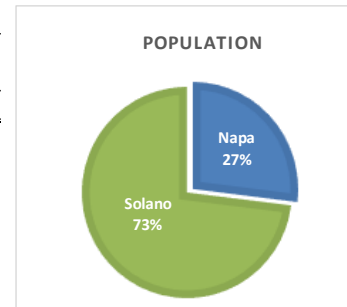
I. Area Plan - Contract Funding by Service Area

Service Area	Supportive Services	Ombudsman	Congregate Nutrition	Home-Delivered Meals	Health Promotion	Family Caregiver	Elder Abuse	Admin	Total	% to Total
Napa	\$ 197,000	\$ 160,465	\$ 174,194	\$ 367,129	\$ -	\$ 75,000	\$ 7,519	\$ -	\$ 981,307	25.19%
Solano	330,000	257,950	500,000	1,074,819	-	200,733	-	-	2,363,502	60.67%
Both	94,160	-	9,287	26,713	41,955	-	-	378,699	550,814	14.14%
Total	\$ 621,160	\$ 418,415	\$ 683,481	\$ 1,468,661	\$ 41,955	\$ 275,733	\$ 7,519	\$ 378,699	\$ 3,895,623	100.00%

Service Area	Contracts Serving Napa or Solano		Contracts Serving Both Counties **		Total	%
	Amount	%	Amount	%		
Napa	\$ 981,307	29.34%	\$ 148,444	26.95%	\$ 1,129,751	29.00%
Solano	2,363,502	70.66%	402,370	73.05%	2,765,872	71.00%
Total	\$ 3,344,809	100.00%	\$ 550,814	100.00%	\$ 3,895,623	100.00%

County	Population	%
Napa	41,780	26.95%
Solano	113,232	73.05%
Total	155,012	100.00%

**Percentage of allocation are based on prorated share of population served in each County as Provided by California Department of Aging (2023 Statistical Data)



II. SNAP-Ed & CalFresh Expansion

FFY 2024 SNAP-Ed

Period of Funding:	10/01/23 – 09/30/24
Funding Amount:	\$629,098
Funding Allocated to Administration:	\$62,910
Funding Allocated to Direct Services:	\$566,188
Balance to be Allocated:	\$0
Total Expenditures as of 08/31/24:	\$464,000
% of Expenditures to Total Funding:	73.76%



II. SNAP-Ed & CalFresh Expansion

FFY 2024 CalFresh Expansion

Period of Funding:	10/01/2023 – 09/30/24
Funding Amount:	\$52,435
Funding Allocated to Administration:	\$0
Funding Allocated to Direct Services:	\$52,435
Balance to be Allocated:	\$0
Total Expenditures as of 08/31/24:	\$52,435
% of Expenditures to Total Funding:	100%



III. Aging & Disability Resource Connection (ADRC)

Period of Funding:	07/01/23 – 06/30/25
---------------------------	----------------------------

Funding Amount:	\$186,410
------------------------	------------------

Funding Allocated to Administration:	\$10,906
--------------------------------------	----------

Funding Allocated to Direct/Contracted Services	\$175,504
---	-----------

Balance to be allocated	\$0
-------------------------	-----

Total Expenditures as of 08/31/24:	\$94,910
---	-----------------

% of Expenditures to Total Funding:	50.91%
-------------------------------------	--------



III. Aging & Disability Resource Connection (ADRC)

Period of Funding:	07/01/24 – 06/30/25
---------------------------	----------------------------

Funding Amount:	\$267,763
------------------------	------------------

Funding Allocated to Administration:	\$26,775
--------------------------------------	----------

Funding Allocated to Direct/Contracted Services	\$240,988
---	-----------

Balance to be allocated	\$0
-------------------------	-----

Total Expenditures as of 08/31/24:	\$0
---	------------

% of Expenditures to Total Funding:	0%
-------------------------------------	----



IV. Intergenerational & Fall Prevention Activities (IF)

Period of Funding:	07/01/22 – 09/30/24
Funding Amount:	\$667,098
Funding Allocated to Administration:	\$0
Funding Allocated to Direct Services:	\$667,098
Napa	\$172,045
Solano	\$495,053
Balance to be Allocated:	\$0
Total Expenditures as of 08/31/24:	\$549,243
% of Expenditures to Total Funding:	82.33%



V. Nutrition Infrastructure (NI)

Period of Funding:	10/01/22 – 09/30/24
Funding Amount:	\$833,254
Funding Allocated to Administration:	\$0
Funding Allocated to Direct Services:	\$646,798
Balance to be Allocated:	\$186,456*
Total Expenditures as of 08/31/24:	\$646,798
% of Expenditures to Total Funding:	100%

* Informed CDA that the remaining unallocated funds will not be utilized.



VI. American Rescue Plan Act (ARPA)

Period of Funding:	04/01/21 – 09/30/25
---------------------------	----------------------------

Funding Amount:	\$2,040,390
------------------------	--------------------

Funding Allocated to Administration:	\$195,936
--------------------------------------	-----------

Funding Allocated to Direct Services:	\$1,735,454
---------------------------------------	-------------

Funding Allocated to Emergency Kits:	\$99,906
--------------------------------------	----------

Balance to be Allocated:	\$9,094
--------------------------	---------

Total Expenditures as of 08/31/24:	\$1,641,823
---	--------------------

% of Expenditures to Total Funding:	80.47%
-------------------------------------	--------



VII. Modernizing Older Californians Act (OM)

Period of Funding:	01/01/23 – 03/31/26
Funding Amount:	\$920,783
Funding Allocated to Administration:	\$83,708
Funding Allocated to Direct Services:	\$837,075
Balance to be Allocated:	\$0
Total Expenditures as of 08/31/24:	\$495,165
% of Expenditures to Total Funding:	53.78%



VII. Modernizing Older Californians Act (OM)

Continued...

**Multi-Year Contract	Contract Term	Total Funding
Term - 1	01/01/2023 - 03/31/2025	\$549,733
Term - 2	07/01/2023 - 03/31/2026	\$371,050
	Total	\$920,783



VIII. Digital Connection (DC)

Period of Funding:	02/01/23 – 09/30/24
Funding Amount:	\$493,948
Funding Allocated to Administration:	\$0
Funding Allocated to Direct Services:	\$493,948
Balance to be Allocated:	\$0
Total Expenditures as of 08/31/24:	\$138,118
% of Expenditures to Total Funding:	27.96%



IX. Modernizing the Older Californian's Act Nutrition (NM)

Period of Funding:	07/01/23 – 03/31/29
Funding Amount:	\$2,198,830
Funding Allocated to Administration:	\$0
Funding Allocated to Direct Services:	\$271,420
Balance to be Allocated:	\$1,927,410
Total Expenditures as of 08/31/24:	\$0
% of Expenditures to Total Funding:	0%



IX. Modernizing the Older Californian's Act Nutrition (NM)

Continued...

**Multi-Year Contract	Contract Term	Total Funding
Term – II	07/01/2023 – 03/31/2026	\$271,420
Term – III	07/01/2024 – 03/31/2027	\$642,470
Term – IV	07/01/2025 – 03/31/2028	\$642,470
Term – V	07/01/2026 – 03/31/2029	\$642,470
	Total	\$2,198,830



X. Total CDA Funding for Providers

Providers	AP	SnapEd/ Calfresh FFY2024	ADRC	IF	NI	ARP	OM	DC	NM	Total
1 Alzheimer's Association	\$ 31,042	-	-	-	-	-	-	-	-	\$ 31,042
2 Brown-Miller Communications, Inc.	\$ -	-	20,000	-	-	100,000	-	-	-	120,000
3 City of Benicia	\$ -	-	-	-	-	45,000	387,075	-	-	432,075
4 Collabria Care	\$ 142,519	-	-	17,395	-	68,224	-	128,426	-	356,564
5 Community Action of Napa Valley	\$ 541,323	-	-	-	-	252,000	-	-	73,148	866,471
6 Empowered Aging	\$ 257,950	-	-	-	-	11,646	-	-	-	269,596
7 Faith in Action	\$ 50,000	-	-	-	-	28,000	-	-	-	78,000
8 Food is Free Solano	\$ 40,000	-	-	-	-	-	-	-	-	40,000
9 Food Bank CC Solano	\$ -	52,435	-	-	-	-	-	-	-	52,435
10 Independent Living Resources of Solano & CC	\$ 195,000	-	451,239	-	-	122,242	-	365,522	-	1,134,003
11 Innovative Health Solutions	\$ 566,955	566,188	-	-	186,680	273,694	-	-	-	1,593,517
12 Legal Services of Northern California	\$ 94,160	-	-	369,781	-	-	-	-	-	463,941
13 Meals on Wheels	\$ 1,074,819	-	-	170,587	460,118	565,122	300,000	-	198,272	2,768,918
14 Molly's Angels	\$ 297,465	-	-	-	-	27,702	-	-	-	325,167
15 North Coast Opportunities - DBA Redwood Caregivers	\$ 144,691	-	-	50,052	-	138,764	-	-	-	333,507
16 Share the Care Napa Valley	\$ -	-	-	59,283	-	65,560	150,000	-	-	274,843
17 Solano Pride Center	\$ 45,000	-	-	-	-	37,500	-	-	-	82,500
18 Stella Wu-Chu	\$ 36,000	-	-	-	-	-	-	-	-	36,000
19 Diane Kaljian	\$ -	-	38,000	-	-	-	-	-	-	38,000
20 OneEach Technology	\$ -	-	13,995	-	-	-	-	-	-	13,995
21 RTZ	\$ -	-	8,950	-	-	-	-	-	-	8,950
22 ADRC-Other Cost	\$ -	-	72,744	-	-	-	-	-	-	72,744
23 ARPA-Other Cost	\$ -	-	-	-	-	99,906	-	-	-	99,906
Total Direct Services	\$ 3,516,924	\$ 618,623	\$ 604,928	\$ 667,098	\$ 646,798	\$ 1,835,360	\$ 837,075	\$ 493,948	\$ 271,420	\$ 9,492,174
Admin	378,699	62,910	58,926	-	-	195,936	83,708	-	-	\$ 780,179
Total Funding	\$ 3,895,623	\$ 681,533	\$ 663,854	\$ 667,098	\$ 646,798	\$ 2,031,296	\$ 920,783	\$ 493,948	\$ 271,420	\$ 10,272,353



Thank You



www.aaans.org

Napa
Solano



AREA AGENCY ON AGING
assistance ► advocacy ► answers