

Fiscal Year End Close Out

As of June 30, 2024

Napa
Solano



AREA AGENCY ON AGING
assistance ► advocacy ► answers

I. Area Plan

Period of Funding:	07/01/23 – 06/30/24
---------------------------	----------------------------

Funding Amount:	\$4,369,949
------------------------	--------------------

Funding Allocated to Administration:	\$372,864
--------------------------------------	-----------

Funding Allocated to Direct Services:	\$3,997,085
---------------------------------------	-------------

Balance to be Allocated:	\$0
--------------------------	-----

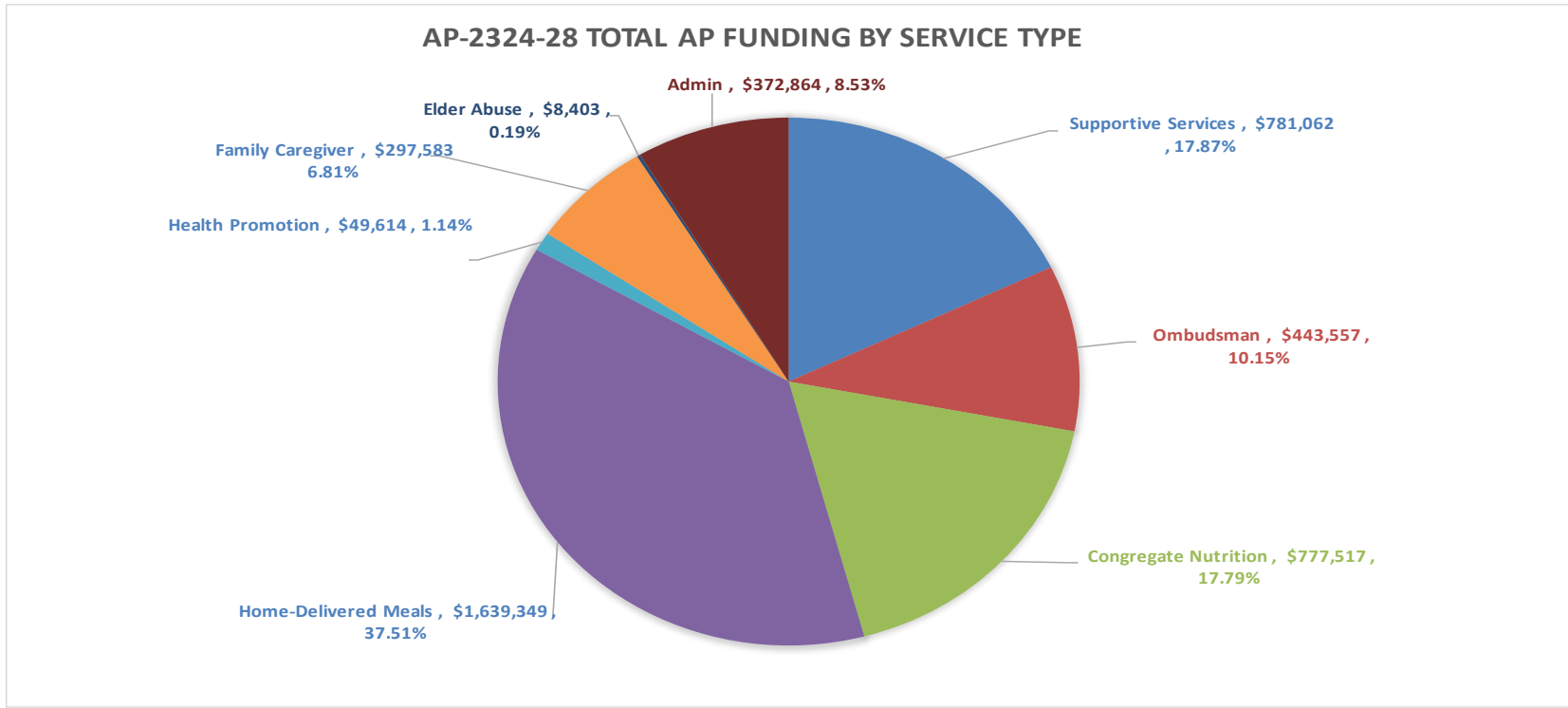
Total Expenditures as of 06/30/24:	\$4,134,900
-------------------------------------------	--------------------

% of Expenditures to Total Funding:	94.62%
-------------------------------------	--------



I. Area Plan - Contract Funding by Service Type

	Supportive Services	Ombudsman	Congregate Nutrition	Home-Delivered Meals	Health Promotion	Family Caregiver	Elder Abuse	Admin	Total
Baseline	\$ 522,185	\$ 423,678	\$ 870,411	\$ 1,506,054	\$ 40,644	\$ 265,731	\$ 7,246	\$ 372,864	\$ 4,008,813
Adjustments/Transfers	\$ 200,000	\$ -	\$ (197,759)	\$ 20,518	\$ -	\$ -	\$ -	\$ -	\$ 22,759
One Time Only (OTO)	\$ 58,877	\$ 19,879	\$ 104,865	\$ 112,777	\$ 8,970	\$ 31,852	\$ 1,157	\$ -	\$ 338,377
Total Funding - AP-2324-28	\$ 781,062	\$ 443,557	\$ 777,517	\$ 1,639,349	\$ 49,614	\$ 297,583	\$ 8,403	\$ 372,864	\$ 4,369,949
Less: Allocated Funding	(781,062)	(443,557)	(777,517)	(1,639,349)	(49,614)	(297,583)	(8,403)	(372,864)	(4,369,949)
Unallocated Funding	\$ -	\$ -	\$ -	\$ -	\$ -	\$ -	\$ -	\$ -	\$ -



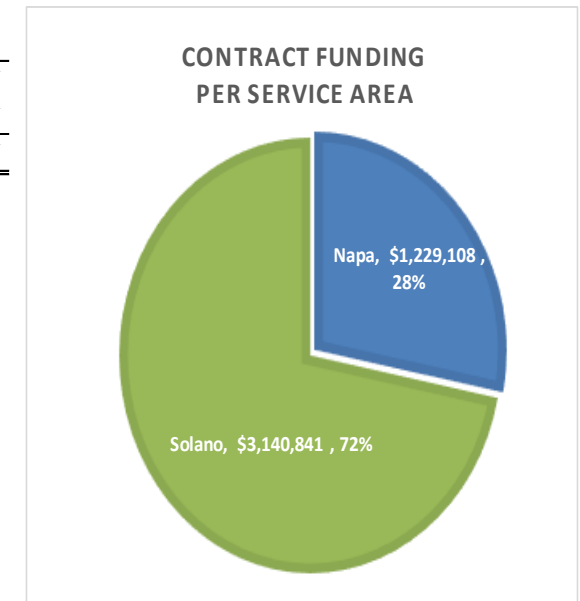
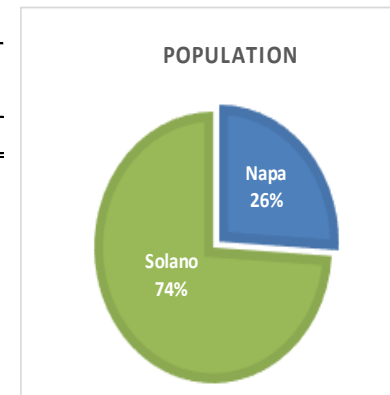
I. Area Plan - Contract Funding by Service Area

Service Area	Supportive Services	Ombudsman	Congregate Nutrition	Home-Delivered Meals	Health Promotion	Family Caregiver	Elder Abuse	Admin	Total	% to Total
Napa	\$ 163,833	\$ 170,638	\$ 199,741	\$ 419,285	\$ -	\$ 77,372	\$ 8,403	\$ -	\$ 1,039,272	23.78%
Solano	345,567	272,919	568,492	1,193,348	-	220,211	-	-	\$ 2,600,537	59.51%
Both	271,662	-	9,284	26,716	49,614	-	-	372,864	\$ 730,140	16.71%
Total	\$ 781,062	\$ 443,557	\$ 777,517	\$ 1,639,349	\$ 49,614	\$ 297,583	\$ 8,403	\$ 372,864	\$ 4,369,949	100.00%

Service Area	Contracts Serving Napa or Solano		Contracts Serving Both Counties **		Total	%
	Amount	%	Amount	%		
Napa	\$ 1,039,272	28.55%	\$ 189,836	26.00%	\$ 1,229,108	28.13%
Solano	2,600,537	71.45%	540,304	74.00%	\$ 3,140,841	71.87%
Total	\$ 3,639,809	100.00%	\$ 730,140	100.00%	\$ 4,369,949	100.00%

County	Population	%
Napa	39,050	26.00%
Solano	111,138	74.00%
Total	150,188	100.00%

**Percentage of allocation are based on prorated share of population served in each County as Provided by California Department of Aging (2023 Statistical Data)



II. SNAP-Ed & CalFresh Expansion

FFY 2024 SNAP-Ed

Period of Funding:	10/01/23 – 09/30/24
Funding Amount:	\$629,098
Funding Allocated to Administration:	\$62,910
Funding Allocated to Direct Services:	\$566,188
Balance to be Allocated:	\$0
Total Expenditures as of 06/30/24:	\$385,657
% of Expenditures to Total Funding:	61.30%



II. SNAP-Ed & CalFresh Expansion

FFY 2024 CalFresh Expansion

Period of Funding:	10/01/2023 – 09/30/24
Funding Amount:	\$52,435
Funding Allocated to Administration:	\$0
Funding Allocated to Direct Services:	\$52,435
Balance to be Allocated:	\$0
Total Expenditures as of 06/30/24:	\$52,435
% of Expenditures to Total Funding:	100%



III. Aging & Disability Resource Connection (ADRC)

Period of Funding:	07/01/22 – 06/30/24
Funding Amount:	\$209,681
Funding Allocated to Administration:	\$21,245
Funding Allocated to Direct/Contracted Services	\$188,436
Balance to be allocated	\$0
Total Expenditures as of 06/30/24:	\$208,001
% of Expenditures to Total Funding:	99.20%



III. Aging & Disability Resource Connection (ADRC)

Period of Funding:	07/01/23 – 06/30/25
Funding Amount:	\$186,410
Funding Allocated to Administration:	\$10,906
Funding Allocated to Direct/Contracted Services	\$175,504
Balance to be allocated	\$0
Total Expenditures as of 06/30/24:	\$94,910
% of Expenditures to Total Funding:	50.91%



IV. Intergenerational & Fall Prevention Activities (IF)

Period of Funding:	07/01/22 – 09/30/24
Funding Amount:	\$667,098
Funding Allocated to Administration:	\$0
Funding Allocated to Direct Services:	\$667,098
Napa	\$172,045
Solano	\$495,053
Balance to be Allocated:	\$0
Total Expenditures as of 06/30/24:	\$549,243
% of Expenditures to Total Funding:	82.33%



V. Nutrition Infrastructure (NI)

Period of Funding:	10/01/22 – 09/30/24
Funding Amount:	\$833,254
Funding Allocated to Administration:	\$0
Funding Allocated to Direct Services:	\$646,798
Balance to be Allocated:	\$186,456*
Total Expenditures as of 06/30/24:	\$646,798
% of Expenditures to Total Funding:	100%

* Informed CDA that the remaining unallocated funds will not be utilized.



VI. American Rescue Plan Act (ARPA)

Period of Funding:

04/01/21 – 09/30/25

Funding Amount:

\$2,040,390

Funding Allocated to Administration:

\$195,936

Funding Allocated to Direct Services:

\$1,735,454

Funding Allocated to Emergency Kits:

\$99,906

Balance to be Allocated:

\$9,094

Total Expenditures as of 06/30/24:

\$1,590,106

% of Expenditures to Total Funding:

77.93%



VII. Modernizing Older Californians Act (OM)

Period of Funding:	01/01/23 – 03/31/26
Funding Amount:	\$920,783
Funding Allocated to Administration:	\$83,708
Funding Allocated to Direct Services:	\$837,075
Balance to be Allocated:	\$0
Total Expenditures as of 06/30/24:	\$495,165
% of Expenditures to Total Funding:	53.78%



VII. Modernizing Older Californians Act (OM)

Continued...

**Multi-Year Contract	Contract Term	Total Funding
Term - 1	01/01/2023 - 03/31/2025	\$549,733
Term - 2	07/01/2023 - 03/31/2026	\$371,050
	Total	\$920,783



VIII. Digital Connection (DC)

Period of Funding:	02/01/23 – 09/30/24
Funding Amount:	\$493,948
Funding Allocated to Administration:	\$0
Funding Allocated to Direct Services:	\$493,948
Balance to be Allocated:	\$0
Total Expenditures as of 06/30/24:	\$138,118
% of Expenditures to Total Funding:	27.96%



IX. Modernizing the Older Californian's Act Nutrition (NM)

Period of Funding:	07/01/23 – 03/31/29
Funding Amount:	\$2,198,830
Funding Allocated to Administration:	\$0
Funding Allocated to Direct Services:	\$271,420
Balance to be Allocated:	\$1,927,410
Total Expenditures as of 07/31/24:	\$0
% of Expenditures to Total Funding:	0%



IX. Modernizing the Older Californian's Act Nutrition (NM)

Continued...

**Multi-Year Contract	Contract Term	Total Funding
Term – II	07/01/2023 – 03/31/2026	\$271,420
Term – III	07/01/2024 – 03/31/2027	\$642,470
Term – IV	07/01/2025 – 03/31/2028	\$642,470
Term – V	07/01/2026 – 03/31/2029	\$642,470
	Total	\$2,198,830



X. Total CDA Funding for Providers

Providers	AP	SnapEd/ Calfresh								Total
		FFY2024	ADRC	IF	NI	ARP	OM	DC	NM	
1 Alzheimer's Association	\$ 30,305	-	-	-	-	-	-	-	-	\$ 30,305
2 Brown-Miller Communications, Inc.	\$ -	-	-	-	-	100,000	-	-	-	100,000
3 City of Benicia	\$ 118,093	-	-	-	-	45,000	387,075	-	-	550,168
4 Collabria Care	\$ 146,799	-	-	17,395	-	68,224	-	128,426	-	360,844
5 Community Action of Napa Valley	\$ 619,026	-	-	-	-	252,000	-	-	73,148	944,174
6 Empowered Aging	\$ 347,919	-	-	-	-	11,646	-	-	-	359,565
7 Faith in Action	\$ 50,000	-	-	-	-	28,000	-	-	-	78,000
8 Food Bank CC Solano	\$ 50,000	52,435	-	-	-	-	-	-	-	102,435
9 Independent Living Resources of Solano & CC	\$ -	-	251,239	-	-	122,242	-	365,522	-	739,003
10 Innovative Health Solutions	\$ 74,899	566,188	-	-	186,680	273,694	-	-	-	1,101,461
11 Legal Services of Northern California	\$ 153,569	-	-	369,781	-	-	-	-	-	523,350
12 Meals on Wheels	\$ 1,853,613	-	-	170,587	460,118	565,122	300,000	-	198,272	3,547,712
13 Molly's Angels	\$ 273,447	-	-	-	-	27,702	-	-	-	301,149
14 North Coast Opportunities - DBA Redwood Caregivers	\$ 164,621	-	-	50,052	-	138,764	-	-	-	353,437
15 Share the Care Napa Valley	\$ -	-	-	59,283	-	65,560	150,000	-	-	274,843
16 Solano Pride Center	\$ 78,794	-	-	-	-	37,500	-	-	-	116,294
17 Stella Wu-Chu	\$ 36,000	-	-	-	-	-	-	-	-	36,000
18 Diane Kaljian	\$ -	-	38,000	-	-	-	-	-	-	38,000
19 OneEach Technology	\$ -	-	9,330	-	-	-	-	-	-	9,330
20 ADRC-Other Cost	\$ -	-	72,400	-	-	-	-	-	-	72,400
21 ARP-Emergency Kits	\$ -	-	-	-	-	99,906	-	-	-	99,906
Total Direct Services	\$ 3,997,085	\$618,623	\$370,969	\$667,098	\$ 646,798	\$1,835,360	\$ 837,075	\$ 493,948	\$ 271,420	\$ 9,738,376
Admin	372,864	62,910	25,122	-	-	195,936	83,708	-	-	\$ 740,540
Total Funding	\$ 4,369,949	\$681,533	\$396,091	\$667,098	\$ 646,798	\$2,031,296	\$ 920,783	\$ 493,948	\$ 271,420	\$10,478,916



Thank You



www.aaans.org

Napa
Solano



AREA AGENCY ON AGING
assistance ► advocacy ► answers